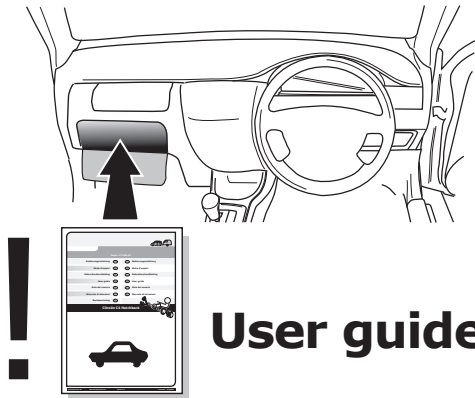
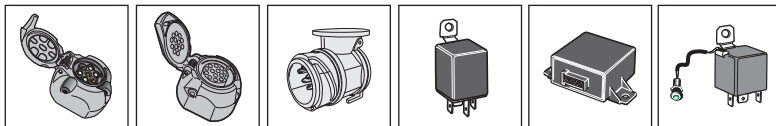


**! INFO !**

Do not charge the battery of the towing vehicle and/or towed vehicle directly via the socket.



**User guide**



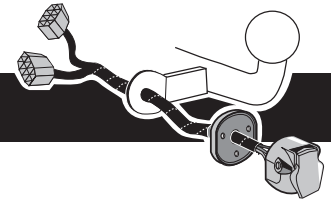
**SPARE PARTS**

**[www.ecs-electronicsuk.co.uk](http://www.ecs-electronicsuk.co.uk)**






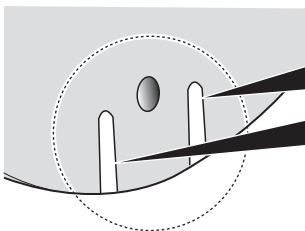
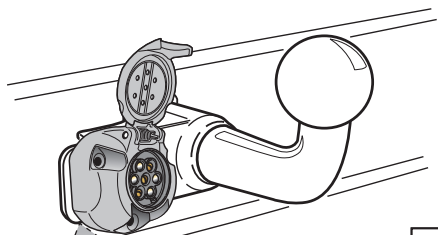

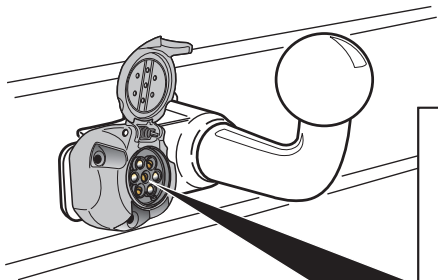
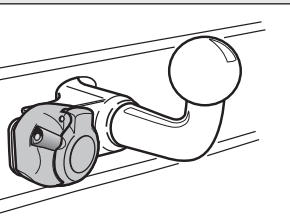
Partnr.: CT-046-B1U

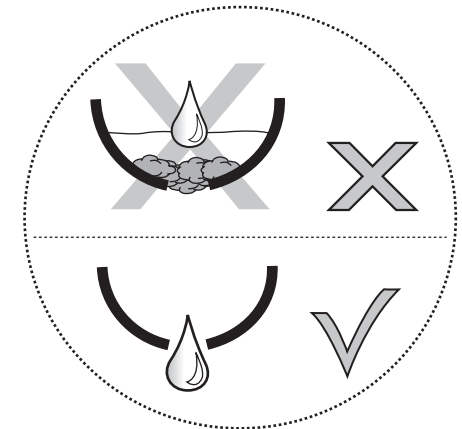
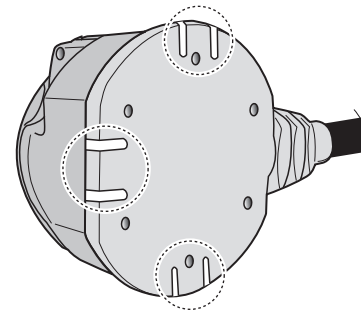
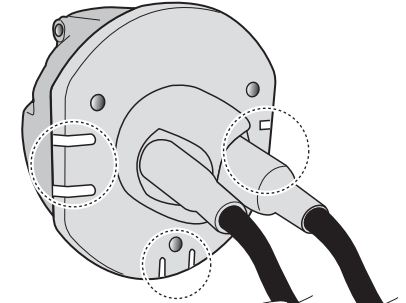
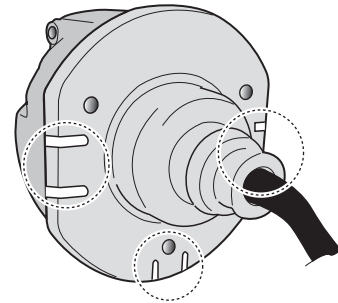
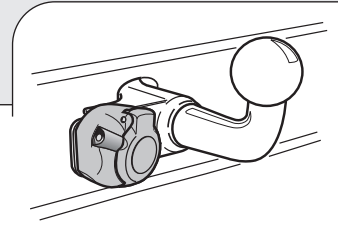
**User Guide**



**Citroën C5 10/2008-  
(Production Nr. 11679-)**





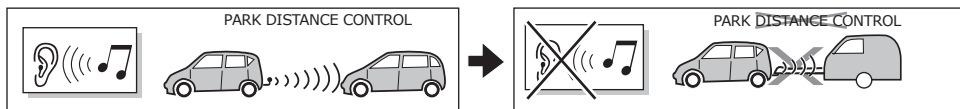


## SOCKET CONNECTION

DIN/ISO 1724							
	1/L	2	3/31	4/R	5/58-R	6/54	7/58-L
Pmax	21W	2x21W		21W	52W	3x21W	52W
Colour	Yellow	Blue	White	Green	Brown	Red	Black



In a coupled trailer with working fog lamp, the fog lamp of the vehicle will be switched off, if applicable.



The wiring kit has a possibility to switch off any Park Distance Control in the case of a coupled trailer.